

Nuby™

Portable
UV Steriliser

Instructions



 **BPA
FREE**

CONTENTS

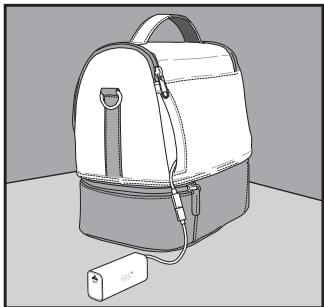
1 x Portable UV Steriliser	1 x Bottle & Soother
1 x Rechargeable Li-ion Battery	1 x Carry Strap
1 x Metal Tray	1 x Micro-USB Cable

INTRODUCTION

The Nuby Portable UV Steriliser combines innovative sterilisation technology with a truly portable, stylish bag. Using specially developed ultraviolet LED lights, the Portable UV Steriliser destroys microorganism DNA and prevents any further growth. The Portable UV Steriliser kills 99.9% bacteria in only 3 minutes and since no water or chemicals are required, the sterilised items are ready for use immediately. With a handy storage compartment, carry strap, and rechargeable battery you can store an item and sterilise it rapidly before use while on-the-go.

Features

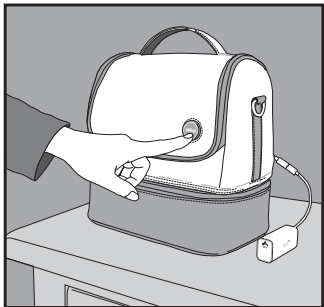
- 3-minute sterilisation.
- Rechargeable battery for truly portable sterilisation.
- Handy storage compartment.
- No water, chemicals, heat or steam.
- Low power consumption.
- Versatile - sterilises many baby accessories including soothers, teethingers, toys, and more.
- Low maintenance - No descaling, easy to wipe clean.
- Simple, one press operation.
- Suitable for small home accessories such as hairbrushes, keys, mobile phones, and more.



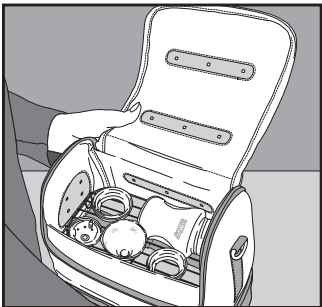
Rechargeable battery pack for portability



Storage compartment for additional on-the-go items



Easy, one press power button to start sterilising



Sterilises bottles and other baby accessories

INSTRUCTIONS

Preparation

1. Before first use, fully charge the battery using supplied cables and remove clear film from LED panels. When fully charged, the battery light will appear white.
2. Plug the battery into the cable attached to the device.
3. Make sure internal platform is secured in place using Velcro to support the metal tray.
4. Place metal tray onto internal platform.
5. Make sure item to be sterilised is free from debris or dirt and place on metal tray.

Operation

1. Press the Nuby™ to wake the unit and press again to start the cycle.
2. The button will begin to flash, indicating that a sterilisation cycle is in progress.
3. When cycle completes, the button will become a solid light and the steriliser will beep twice. If the lid is opened during a cycle, the UV LED bulbs will automatically shut off. This is a safety feature to prevent UV light exposure. Restart the cycle by closing the lid and pressing the Nuby™ button.

Cleaning

Wipe clean only and leave open to dry. Do not soak or submerge in liquid. Do not use bleach or harsh cleaning agents.

WARNING!

- Please read and retain these important instructions for future reference.
 - Please only use the power supply provided to power the device. Attempting to use an alternate power supply may damage the device permanently or stop it from working as described. Always use supplied cable to charge or power the battery to prevent any damage to the device.
 - Do not stare directly at UV light as it can cause discomfort or retinal damage with prolonged exposure.
 - Keep the product away from children.
 - Do not wash or soak the product in water.
 - Do not store in direct sunlight or near a source of heat.
 - This product is designed for the sterilisation of baby bottles. Other items may fit inside and be suitable for sterilising but must have direct UV light contact to be sterilised effectively.
 - Please make sure that all items inside the steriliser are in direct contact with UV light.
 - Please note that UVC light does not pass through clear material, so UV light must contact every surface directly e.g. Bottle must have teat and hygiene cap removed to sterilise inside of bottle.
 - **WARNING** – This appliance contains a UV emitter. Do not stare at the light source.
 - The battery must be removed from the appliance before it is scrapped.
 - The appliance must be disconnected from the supply mains when removing the battery;
 - The battery is to be disposed of safely.
 - Do not use latex products with this device. Latex can break down when exposed to UV light.
-
- Adult use only.
 - Remove batteries during long periods of non-use.
 - Rechargeable batteries are only to be charged under adult supervision.
 - Batteries to be installed by an adult only.
 - Do not place the battery in fire or heat the battery.
 - Do not place the battery in direct sunlight, or use or store the battery inside cars in hot weather.
 - Do not carry or store battery together with necklaces, hairpins or other metal objects.
 - Do not pierce the battery with nails, strike the battery with a hammer, step on the battery or otherwise subject it to strong impacts or shocks
 - Do not expose battery to water or salt water, or allow the battery to get wet.
 - Do not disassemble or modify the battery. The battery pack is there to protect the battery and tampering with it may cause the battery to generate heat, explode or ignite.
 - Batteries will normally produce heat when in use or when charging and may feel warm, however immediately discontinue use of the battery if, while using, charging or storing the battery, the battery emits an unusual smell, feels hot, changes colour or shape, or appears abnormal in any other way.
 - Do not continue charging the battery if it does not recharge. Doing so may cause the battery to become hot, explode or ignite.
 - The temperature range at which the battery can be charged is 0°C to 45°C. Charging the battery at temperatures outside this range may cause severe damage to the battery or reduce battery life expectancy.

WARRANTY

Nûby's Portable UV Steriliser includes a one-year limited warranty against defects from the date of purchase. In the event of a malfunction or defect during the in-warranty period, Nûby™, at its discretion, will replace or repair the product under warranty. Upon receipt of the product and the proof of purchase with a valid date of purchase, the defective part will be immediately repaired or replaced and returned to you free of charge. Please send defective unit, proof of purchase with valid date of purchase, and a description of the problem you have encountered to:



Talbot's Family Products UK LLP
13 Burford Way
Baldon Business Park
Baldon Colliery
Newcastle upon Tyne
NE35 9PZ

Form PIC/UK: 30112
© 2020 Talbot's
Nûby & Nuby logo licensed to
Talbot's by Admar International.
PRODUCT DESIGN, TM & ©
Product Design & all other TMs
owned by Talbot's.
Made in China

For competitions & offers join us on



@nubyuk

Note: This warranty does not cover a defect that has been caused by negligence, accident or improper use of the product.

Questions: Call 0800 334 5844 (UK only),
email enquiries@nuby-uk.com or visit www.nuby-uk.com

TECHNICAL PARAMETERS

Product Name: Portable UV Steriliser	Wavelength: 260-280nm
Model Number: 30112	Power Supply Interface: Micro-USB
Input: 5V= 2A	LED Lifespan: 10,000 hours
LED Beads: 17 pieces	TEMPERATURE:
Dimensions: 250x270x170mm	<i>Working Temperature:</i> 0~40°C
Net Weight: 700g	<i>Storage Temperature:</i> -20~55°C

